

Air Monitoring Report



Trac Laboratories Limited

Suite 5
The Pavilions
Bridge Hall Lane
Bury
BL9 7NX





Email: projects@trac-associates.com

Web: www.trac-associates.com

Tel: 0161 641 8150

Name and address of Client:		Horizon Environmental Ltd Ovenden House Wilcox Close Aylesham CT3 3EP	
Name and address of Site:		Holloway Park Parkhurst road Holloway N7 0SF N7 0SF	
Air test ref:	DQ14	Report issue date:	15 Dec 2023
Date of works:	15 Dec 2023	Report issue time:	
Removal contractor	Horizon Environmental Ltd		
Scope of works:	Air testing to be conducted during land remediation. 1. Personals on all ops machine and picking station during land remediation. 2. Back ground monitoring around site.		
Location of Work area:	Perimeter air monitoring during land remediation.		

Analyst: Gabriel Malagodi Signature:

Site Representative: Rob Redford Signature:

Air Monitoring Certificate



Microscope No:			PCM 028	Stage Micrometer ref	SM 043	Time piece ref:		NPL Test slide ref:	NPL 033	Relevant bands visible:	Yes					
Slide storage box no:			CB/10	Exposed Filter diameter:	22.0	Hi flow meter ref:	HF 011	Low flow mater ref:	LF 011	Graticule diameter:	102µm					
Sample No	Test Type	Sample Ref / Location	Pump No	Cowl No	Sampling period			Flow rate			Valume Litres	No of Fields	Fibres	Concentration f/ml	Reported result	Limit of Quantification
					Start time	Finish time	Total time (mins)	Start	End	Corrected						
1	FB	DQ002076 / Field Blank	N/A	CO115	N/A	N/A	0	N/A	N/A	0.0	0	N/A	N/A			
2	Background	DQ002077 / Perimeter	HV 028	CO116	09:46	10:59	73	8.0	8.0	8.0	584	200	4	0.0016	<0.010	0.010
3	Background	DQ002078 / Perimeter	HV 082	CO117	09:52	11:02	70	8.0	8.0	8.0	560	200	3	0.0012	<0.010	0.010
4	Background	DQ002079 / Perimeter	HV 028	CO119	11:00	12:11	71	8.0	8.0	8.0	568	200	4	0.0016	<0.010	0.010
5	Background	DQ002080 / Perimeter	HV 082	CO120	11:02	12:13	71	8.0	8.0	8.0	568	200	2.5	0.0010	<0.010	0.010

FB - Field blank / BT - Background Test / LT - Leak Test / RT - Reassurance Test / NS - Near Source test / FS - Far source

Air Monitoring Certificate



Microscope No:		PCM 028	Stage Micrometer ref	SM 043	Time piece ref:		NPL Test slide ref:	NPL 033	Relevant bands visible:		Yes					
Slide storage box no:		CB/10	Exposed Filter diameter:	22.0	Hi flow meter ref:	HF 011	Low flow mater ref:	LF 011	Graticule diameter:		102µm					
Sample No	Test Type	Sample Ref / Location	Pump No	Cowl No	Sampling period			Flow rate			Valume Litres	No of Fields	Fibres	Concentration f/ml	Reported result	Limit of Quantification
					Start time	Finish time	Total time (mins)	Start	End	Corrected						
6	Background	DQ002081 / Perimeter	HV 028	CO122	12:12	13:12	60	8.0	8.0	8.0	480	200	4.5	0.0022	<0.010	0.010
7	Background	DQ002082 / Perimeter	HV 082	CO123	12:14	13:14	60	8.0	8.0	8.0	480	200	4	0.0019	<0.010	0.010

FB - Field blank / BT - Background Test / LT - Leak Test / RT - Reassurance Test / NS - Near Source test / FS - Far source

Supporting Photographs



Date and time: 15/12/2023 09:47:41
Comments: DQ2077 Perimeter Air Monitoring



Date and time: 15/12/2023 09:51:55
Comments: DQ2078 Perimeter Air Monitoring



Date and time: 15/12/2023 11:01:22
Comments: DQ2079 Perimeter Air Monitoring



Date and time: 15/12/2023 11:03:08
Comments: DQ2080 Perimeter Air Monitoring



Date and time: 15/12/2023 12:13:06
Comments: DQ2081 Perimeter Air Monitoring



Date and time: 15/12/2023 12:14:39
Comments: DQ2082 Perimeter Air Monitoring

Supporting Photographs



No photographic evidence available.	No photographic evidence available.
Date and time: Comments:	Date and time: Comments:
No photographic evidence available.	No photographic evidence available.
Date and time: Comments:	Date and time: Comments:
No photographic evidence available.	No photographic evidence available.
Date and time: Comments:	Date and time: Comments:

Air Monitoring Report Cont'd



Comments:

Air monitoring was below the limit of quantification <0.01f/ml so deemed all satisfactory.

Analyst:

Gabriel Malagodi

Signature:

A handwritten signature in black ink, appearing to be "G. Malagodi", written within a rectangular box.

Site Representative:



Rob Redford

Signature:

A handwritten signature in black ink, appearing to be "Rob Redford", written within a rectangular box.

Appendix 1 - Site Plan



Analyst Name:	Gabriel Malagodi	Analyst Signature:	
Date: Time:	15 Dec 2023 13:35		
Site Supervisor Name:	Rob Redford	Supervisor Signature:	
Date: Time:	15 Dec 2023 13:35		

Appendix 2 - Disclaimer



Opinions and interpretations contained within this report are outside the scope of UKAS accreditation.

This certificate or air test report is valid only when it bears the signature of an authorised member of Trac Laboratories Limited personnel.

Please note the witnessing of smoke tests is outside of the scope of UKAS accreditation.

Representatives Signature - The signatory on report acknowledgement agrees to findings of this report being accurate and correct.

Accuracy of Test Results

The above sampling has been undertaken in accordance with the current version of HSG248, and documented in house procedures.

Using this method, the lowest limit of quantification LOQ for 480l sample is 0.010 f/ml. For volumes less or more than this the actual volume is stated.

Airflow measured on site is recorded against a correction chart. Flow meters are calibrated against a UKAS certified master flow meter accurate to + - 0.5%. In accordance with HSG248, If the combined effect of ambient temperature and pressure between calibration and sampling location exceeds 5% a correction is applied to the air sample volume.

The results given of each air sample taken relate to the calculated airborne concentration of respirable fibres. Where the corresponding reported fibre concentration is preceded by <, the lower of quantification (LOQ) of the method has not been reached.